

C O R E H I S T O L O G Y S O L U T I O N S

LEICA IP C & IP S

DON'T LOSE SIGHT OF A PATIENT



LEICA IP C
CASSETTE PRINTER

LEICA IP S
SLIDE PRINTER

Advancing Cancer Diagnostics
Improving Lives

Leica
BIO SYSTEMS



DON'T LOSE SIGHT OF YOUR SPECIMENS

Print directly onto cassettes and slides to create legible labels. Leica IP C cassette and IP S slide printers help to avoid transcription errors, smudged labels and mix-ups caused by illegible handwriting. It's the secure way to correctly link a specimen in your laboratory to a patient needing answers.



RELIABLE IDENTIFICATION

Print standard characters, logos and barcodes for reliable specimen tracking. With the Leica IP printers, you choose identifiers that enable trackability in your laboratory.

REDUCED ERRORS


Direct printing on cassettes via LIS or PC connectivity reduces opportunities for human error and misidentified specimens. This process helps to avoid transposed numbers, misread handwriting and peeling or misaligned labels. The ability to print scanner-readable barcodes enables trackability.

DURABLE LABELS

Leica IP printers use a resistant ink that prevails against the routine reagents used in your histology laboratory. The imprint on each cassette and slide remains readily identifiable throughout the histology process and storage period.

ORGANIZED WORKFLOW

Organize cassettes and slides to create an orderly workflow. Each printer has multiple magazines to accommodate a variety of cassettes and slides. To help reduce specimen mix-up, the optional unload station can group cassettes and slides on trays while maintaining the correct sequence.



DON'T LOSE SIGHT OF LABORATORY PRODUCTIVITY



Efficiently produce labeled cassettes and slides while you concentrate on the actual work. It's the productive way to correctly link a specimen in your laboratory to a patient needing answers.

AUTOMATED

Set up the printer, then walk away. With large capacity magazines, LIS or PC control and optional unload station, the Leica IP C and IP S automate specimen labeling, whilst supporting staff productivity.

LARGE CAPACITY



Meet your laboratory's workload demands. With high-capacity magazines, the Leica IP C and IP S need minimal maintenance during a shift. The Leica IP C has a 480-cassette capacity, the Leica IP S holds up to 450 standard slides. Both can label up to 60,000 items on a single ink cartridge.

FAST

Don't waste valuable time waiting for labeled cassettes and slides. The Leica IP C and IP S have the speed to stay ahead of demand. The Leica IP C delivers up to 15 labeled cassettes/minute (batch printing) while the Leica IP S labels up to 14 slides/minute.

FLEXIBLE

Mix and match cassette and slide types to suit the laboratory's case load. The six magazines of the Leica IP C printer accept a wide variety of cassette types; load each separately so you have a range of styles and colors available. Use the three magazines on the Leica IP S to load different slide types and label colors. With this wide range of compatible cassettes and slides, Leica IP printers offer the flexibility to match your laboratory's needs.



LEICA IP C

COMPLETE CASSETTE LABELING SOLUTIONS

Quickly load the Leica IP C printer with Leica Biosystems taped IP Cassettes for a complete labeling solution. The recommended cassettes are taped together to facilitate quick and efficient loading. The cassettes printing surface and ink are optimized and validated with your satisfaction in mind. It's the convenient and validated way to increase productivity and improve specimen security.

OPTIMIZED MAINTENANCE

Label up to 60,000 cassettes with each ink cartridge.

EASY-TO-USE

Use the Leica IP C as stand-alone printer or integrated into your LIS system.

ORGANIZED OUTPUT

Sort up to 100 cassettes with the optional unload station. 10 cassettes (per tray) can be conveniently grouped and transported on each of the 10 trays.


LOAD AND WALK AWAY

Six magazines with 80 cassette capacity (480 cassettes in total) give the choice to use different cassette colors, types and imprint angles, even cassettes with attached lids. Magazines can be pre-loaded with an optional external cassette magazine holder.

MULTIPLE OUTPUTS

Print standard characters, logos and common barcode formats.





LEICA IP S

COMPLETE SLIDE LABELING SOLUTIONS

Match Snowcoat® and X-tra® Adhesive clipped corner slides to the Leica IP S for a complete solution. The 45° clipped corner provides smooth transport through the instrument to optimize instrument uptime.

REDUCED MAINTENANCE

Label up to 60,000 slides with each ink cartridge.

EASY-TO-USE

Use the Leica IP S as stand-alone printer or integrate into your LIS system.


ORGANIZED OUTPUT

Sort slides for orderly collection and to avoid specimen mix-up. 11 slides (per tray) can be conveniently grouped and transported on each of the 10 trays.

LOAD AND WALK AWAY

Three magazines hold up to 150 slides each (450 in total). Magazines can be pre-loaded with an optional external slide magazine holder.





LEICA IP C

LEICA IP C TECHNICAL SPECIFICATIONS

| | |
|--|---|
| Nominal supply voltages (+/- 10%) | 100 – 120 V~ / 200 – 240 V~ |
| Nominal frequency | 50 – 60 Hz |
| Power draw | 480 VA |
| Dimensions (with unload station)* | 548 x 550 x 980 mm (W x D x H) |
| Instrument weight (with unload station) | Approx. 44 kg |
| Working temperature range | 15 to 35°C |
| Relative humidity | max. 80%, non-condensing |
| Throughput of cassettes | Up to 15 cassettes per minute in serial mode |
| Cassette print angles | Adjustable for 35° and 45° cassette angles |
| Print resolution | 180/360 dpi |
| Magazine capacity | 6 magazines, can hold up to 80 cassettes each (total 480 cassettes) |
| Unload station capacity | 10 trays, 10 cassettes per tray |
| External cassette magazine holder capacity | 6 magazines, can hold up to 80 cassettes each (total 480 cassettes) |
| Cassettes per stack | Approx. 40, held together by detachable tape |


* with cassette magazine inserted

LEICA IP S

LEICA IP S TECHNICAL SPECIFICATIONS

| | |
|---|--|
| Nominal supply voltages (+/- 10%) | 100 – 120 V~ / 200 – 240 V~ |
| Nominal frequency | 50 – 60 Hz |
| Power draw | 480 VA |
| Dimensions (with unload station)* | 548 x 550 x 655 mm (W x D x H) |
| Instrument weight (with unload station) | Approx. 43 kg |
| Working temperature range | 15 to 35°C |
| Relative humidity | max. 80%, non-condensing |
| Throughput of slides | Up to 14 slides per minute in serial mode |
| Print resolution | 180/360 dpi |
| Magazine capacity | 3 magazines, can hold up to 150 slides each (total 450 slides) |
| Unload station capacity | 10 trays, 11 slides per tray |
| External slide magazine holder capacity | 6 magazines, can hold up to 150 slides each (total 900 slides) |

* with slide magazine inserted



Leica Biosystems – an international company with a strong network of worldwide customer services:

NORTH AMERICA SALES AND CUSTOMER SUPPORT

| | |
|---------------|--------------|
| North America | 800 248 0123 |
|---------------|--------------|

ASIA/PACIFIC SALES AND CUSTOMER SUPPORT

| | |
|-------------|-----------------|
| Australia | 1800 625 286 |
| China | +85 2 2564 6699 |
| Japan | +81 3 5421 2804 |
| South Korea | +82 2 514 65 43 |
| New Zealand | 0800 400 589 |
| Singapore | +65 6779 7823 |

EUROPE SALES AND CUSTOMER SUPPORT

For detailed contact information about European sales offices or distributors please visit our website.

A COMPLETE SPECIMEN ID SOLUTION

PRINTERS

- Use the printing solution that suits your laboratory
- Leica IP C for batch or case labelling cassettes
- Leica IP S for batch or case labelling slides
- HistoCore PERMA S Slide Printer for on-demand printing on specimen slides.

CASSETTES AND SLIDES

Leica Biosystems has a large range of standard and biopsy cassettes plus a range of slides with different corners, coatings and label colors.

HISTOLOGY INSTRUMENTS AND CONSUMABLES

For a complete solution, Leica Biosystems can assist any laboratory with a complete range of histology instruments and matching consumables.



Leica Biosystems is an international company with a strong network of worldwide customer services. For detailed contact information on your nearest sales office or distributor please visit our website:

LeicaBiosystems.com

Leica Biosystems is a global leader in workflow solutions and automation. As the only company to own the workflow from biopsy to diagnosis, we are uniquely positioned to break down the barriers between each of these steps. Our mission of "Advancing Cancer Diagnostics, Improving Lives" is at the heart of our corporate culture. Our easy-to-use and consistently reliable offerings help improve workflow efficiency and diagnostic confidence. The company is represented in over 100 countries. It has manufacturing facilities in 9 countries, sales and service organizations in 19 countries, and an international network of dealers. The company is headquartered in Nussloch, Germany. Visit LeicaBiosystems.com for more information.